



Phonological Awareness

PA. 040

Phoneme Segmenting

Say and Slide Phonemes

Objective

The student will segment phonemes in words.

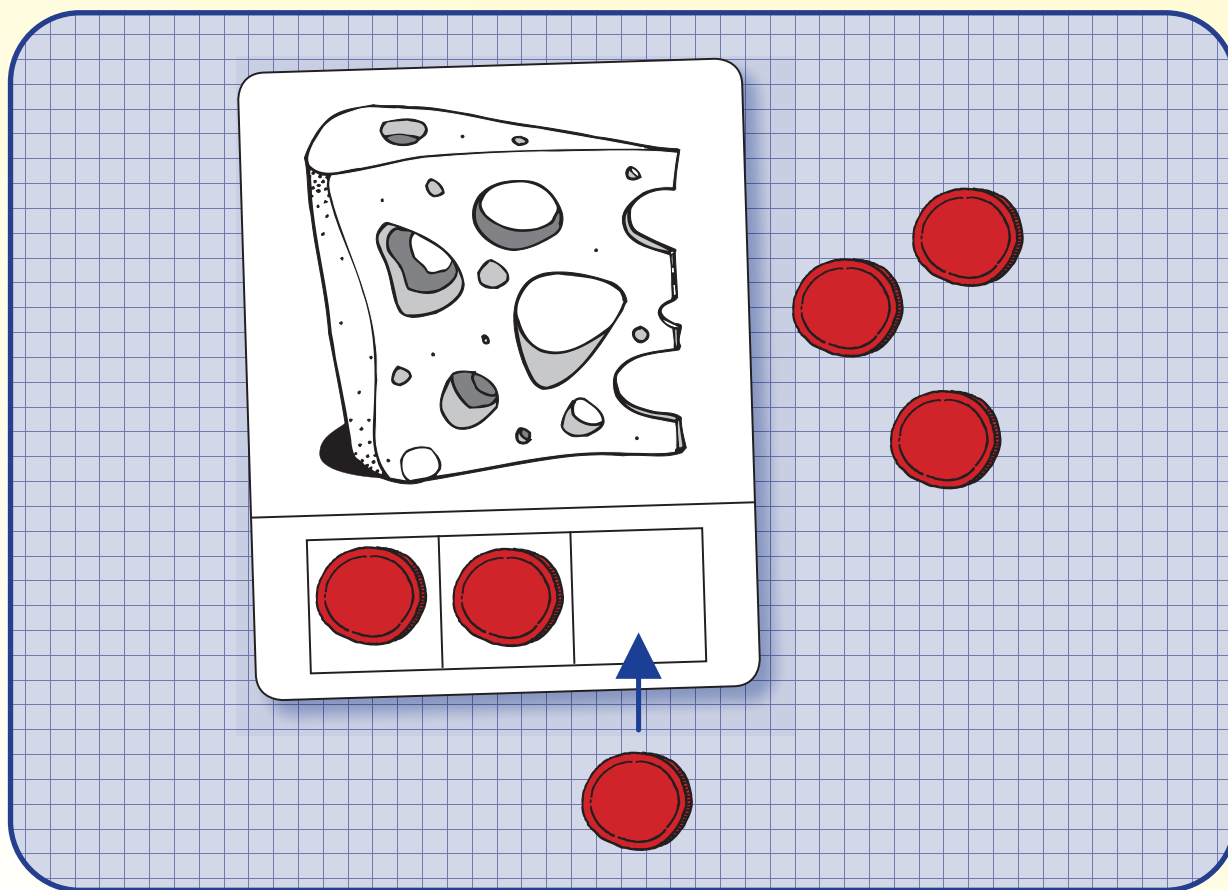
Materials

- ▶ Elkonin Box picture cards
Copy on card stock, cut on the outside line, and laminate.
- ▶ Chips or counters

Activity

Students orally segment words using counters and Elkonin Boxes.

1. Place the picture cards face up in a stack. Place the chips on a flat surface.
2. Working in pairs, student one selects the top card, names the picture, and orally segments the sounds (e.g., “cheese, /ch/ /ē/ /z/”).
3. Student two repeats the sounds while moving a chip into each box, then says the word quickly.
4. Reverse roles and continue until all pictures are named and segmented.
5. Peer evaluation



Extensions and Adaptations

- ▶ Make other Elkonin Box picture cards.
- ▶ Segment classmates' names.
- ▶ Segment the words using phones (use two curved and one straight piece of PVC pipe to make phones).

Phonological Awareness

Say and Slide Phonemes

PA. 040



--	--


tea



Phonological Awareness

PA. 040

Say and Slide Phonemes



--	--


SAW



Phonological Awareness

Say and Slide Phonemes

PA. 040



--	--	--

pin



Phonological Awareness

PA. 040

Say and Slide Phonemes



--	--	--

ax



Phonological Awareness

Say and Slide Phonemes

PA. 040



--	--	--


rain



Phonological Awareness

PA. 040

Say and Slide Phonemes



--	--	--


cheese



Phonological Awareness

Say and Slide Phonemes

PA. 040



--	--	--


shirt



Phonological Awareness

PA. 040

Say and Slide Phonemes



--	--	--	--

train



Phonological Awareness

Say and Slide Phonemes

PA. 040



--	--	--	--


drum



Phonological Awareness

PA. 040

Say and Slide Phonemes



--	--	--	--


paper



Phonological Awareness

Say and Slide Phonemes

PA. 040



--	--	--	--


spoon



Phonological Awareness

PA. 040

Say and Slide Phonemes



--	--	--

fork



Phonological Awareness

Say and Slide Phonemes

PA. 040

A large rounded rectangular box with a black border, intended for a student activity. Inside the bottom portion of this box is a smaller, horizontally-oriented rectangular box, also with a black border. The boxes are empty, suggesting a space for writing or drawing.